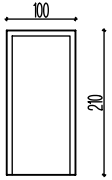
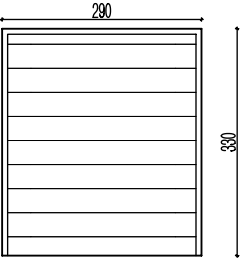
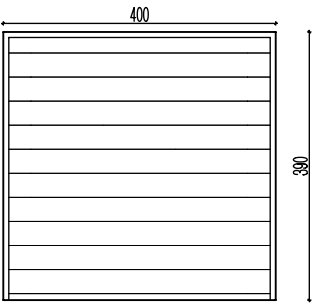



TABLOU TAMPLARIE

USI FINIT

DESCRIERE	BUCATI	LATIME	INAL	SUPRAF.	SUPRAF TOTAL
tamplarie PVC 	1	1.000 m	2.100 m	2.10 m ²	2.10 m ²
usi sectionale din panouri sandwich izolate cu poliuretan 	1	2.900 m	3.300 m	9.57 m ²	9.57 m ²
	1	4.000 m	3.900 m	15.60 m ²	15.60 m ²
	1	5.000 m	3.900 m	19.50 m ²	19.50 m ²
SUMA USI:					46.77 m ²
					PAGINA: 2